



Technical Service Information Bulletin

September 8, 2003

Title:

DIAGNOSTIC TESTER CONTROLLER AREA NETWORK (CAN) INTERFACE MODULE

Models:

All Models

SS001-03

SPECIAL SERVICE TOOLS

Introduction Over the next three model years, all Lexus vehicles will begin using an all-new diagnostic communication protocol, Controller Area Network (CAN). CAN will be introduced on the 2004 LS 430 this fall. A CAN Interface Module has been distributed to all dealers as an essential Special Service Tool (SST) and will allow the Diagnostic Tester to communicate with CAN-equipped vehicles. Please use the following instructions to install the new CAN Interface Module as soon as it arrives at your dealership.




NOTE:

- Version 10.2a or later Diagnostic Tester Software must be used to enable communication with CAN-equipped vehicles. Version 10.2a will be distributed to dealers via TIS before CAN-equipped vehicles arrive at dealers.
- There is no need to remove the CAN Interface Module when working with non-CAN systems or older software versions (Version 10.1a or earlier). The Diagnostic Tester will communicate with all DLC3/J1962 based systems with the CAN Interface Module installed.

Applicable Vehicles

- All Models.

Required SSTs

SPECIAL SERVICE TOOLS (SSTs)	PART NUMBER	QUANTITY
Lexus Diagnostic Tester Kit* 	01001270	1
CAN Interface Module Kit* 	01002744	1
12 Megabyte Diagnostic Tester Program Card with version 10.2a Software (or later)* 	01002593-005	1

* Essential SSTs.

NOTE:

Additional Diagnostic Tester Kits, CAN Interface Modules, Program Cards or SSTs may be ordered by calling SPX/OTC at 1-800-933-8335.

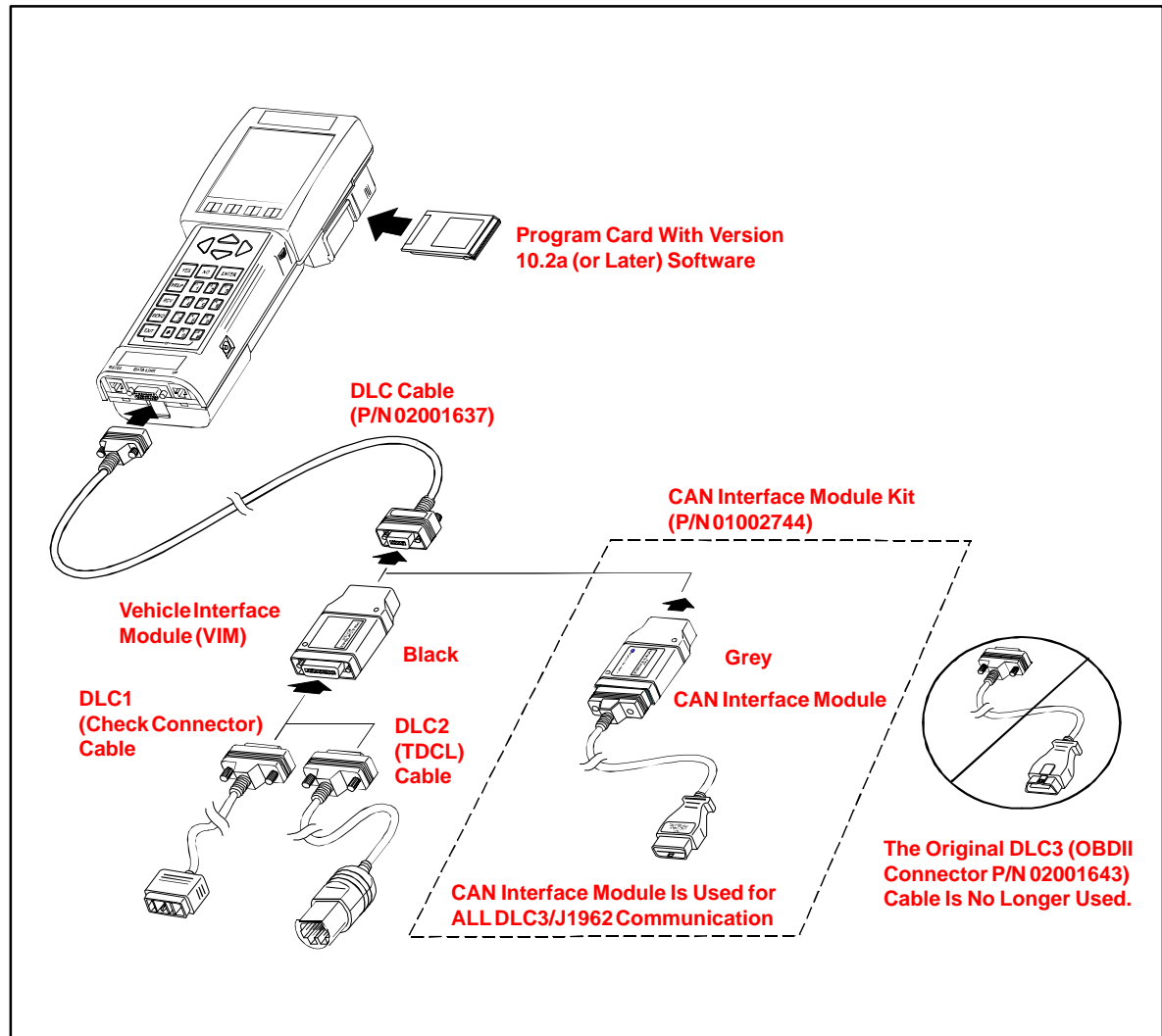
Warranty Information

OP CODE	DESCRIPTION	TIME	OFF	T1	T2
N/A	Not Applicable to Warranty	—	—	—	—



Lexus Supports ASE Certification

Installation Procedure



1. Remove the original DLC3 Cable and store it in the Diagnostic Tester storage case.
2. Connect the CAN Interface Module to the DLC Cable.
3. Use the Diagnostic Tester with the CAN Module installed for all DLC3/J1962 based vehicle communication.
4. If you experience problems with the Diagnostic Tester or CAN Interface Module, please contact Lexus Special Service Tool Customer Support at 1-800-933-8335.

NOTE:

- There is no need to remove the CAN Interface Module when working with non-CAN systems or older software versions (Version 10.1a or earlier). The Diagnostic Tester will communicate with all DLC3/J1962 based systems with the CAN Interface Module installed.
- For DLC1 and DLC2 communication you must continue to use the Vehicle Interface Module (VIM).